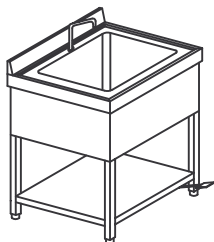
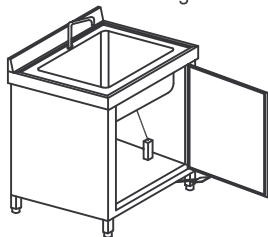


COD. 906 A

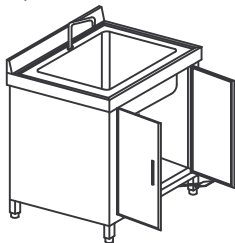
A giorno con ripiano



armadiato con porta a battente singola

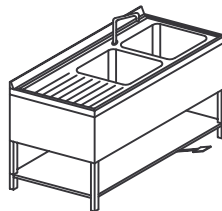


armadiato con doppia porta a battente

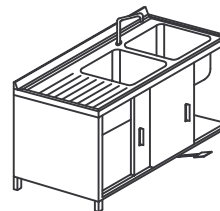


COD. 906 D

A giorno con ripiano

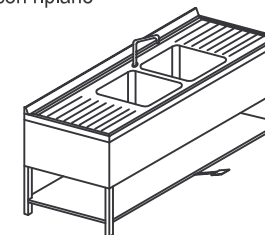


armadiato con porte scorrevoli



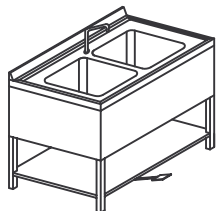
COD. 906 H

A giorno con ripiano



COD. 906 B

A giorno con ripiano



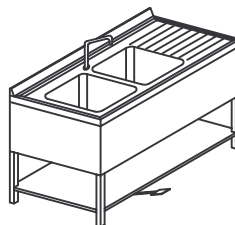
optional rubinetto doccia



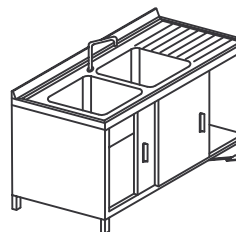
armadiato con porte scorrevoli

COD. 906 F

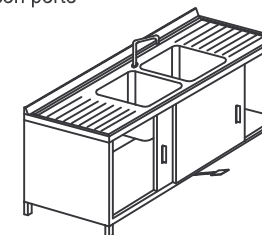
A giorno con ripiano



armadiato con porte scorrevoli

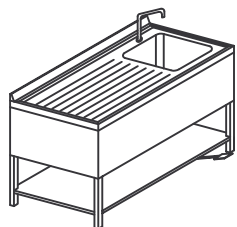


armadiato con porte scorrevoli

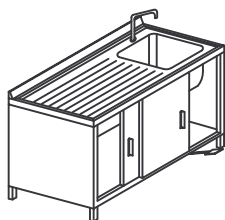


COD. 906 E

A giorno con ripiano

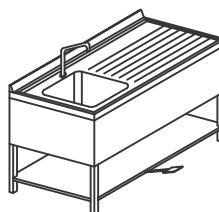


armadiato con porte scorrevoli

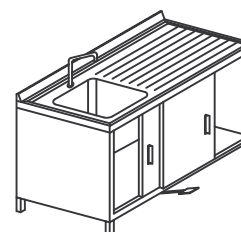


COD. 906 G

A giorno con ripiano



armadiato con porte scorrevoli



lavelli in acciaio inox Aisi 304

disponibili

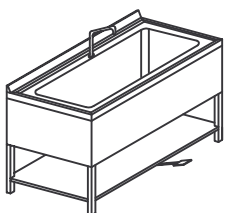
- senza rubinetto
- con rubinetto
 - a miscelatore
 - termostato
 - senza miscelatore
- con doccia
- con doccia e rubinetto coordinati

Il comando per il rubinetto può essere

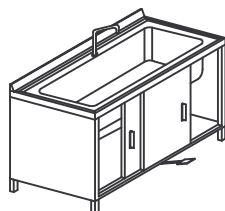
- a pedale
- a leva clinica
- a fotocellula
- a manopola
- temporizzato a ginocchio (per i modelli a giorno)

COD. 906 C

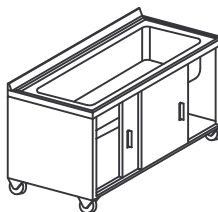
A giorno con ripiano



armadiato con porte scorrevoli



armadiato con porte scorrevoli e ruote



Misure e caratteristiche adattabili alle esigenze della committenza

DATA EMISSIONE	DISEGNO MARTIK	EMESSO Fornasiero	APPROVAZIONE DI BIDINO	SCALA ---	Rev. 0	FILE 906-MODELLI
DESCRIZIONE						
Tipologie lavelli cod. 906 - in acciaio inox Aisi 304						
RIFERIMENTO COD. 906	N° PEZZI	MATERIALE INOX AISI 304		FORMATO		
PESO		FORMATO				

OGNI FORMA DI RIPRODUZIONE O DIFFUSIONE DEL PRESENTE DISEGNO E' VIETATA AI SENSI DI LEGGE - PROPRIETA' LATIK SNC